

IBM

Offerings

My support ▾

Downloads ▾

Documents ▾

Cases ▾

Communities ▾

Training ▾

Other ▾

IBM Support



Getting started with Open Source Package Management in IBM i ACS

Question & Answer

Question

How do I get started with the Open Source Package Management in IBM i Access Client Solutions?

Answer

IBM i Access Client Solutions update 1.1.8.0 available June of 2018 introduces a new Open Source Package Management preferred way to install and update Open Source related software on your IBM i OS r7.2 and later.

Note: If the IBM i Access Client Solutions client is not currently at update 1.1.8.2 or later, download the current Base here: <https://www-01.ibm.com/marketing/iwm/iwm/web/preLogin.do?source=swg-ia>

To get started open the IBM i Access Client Solutions Main User interface and from the "**Tools**" menu select the option "**Management**", which launches the tool.

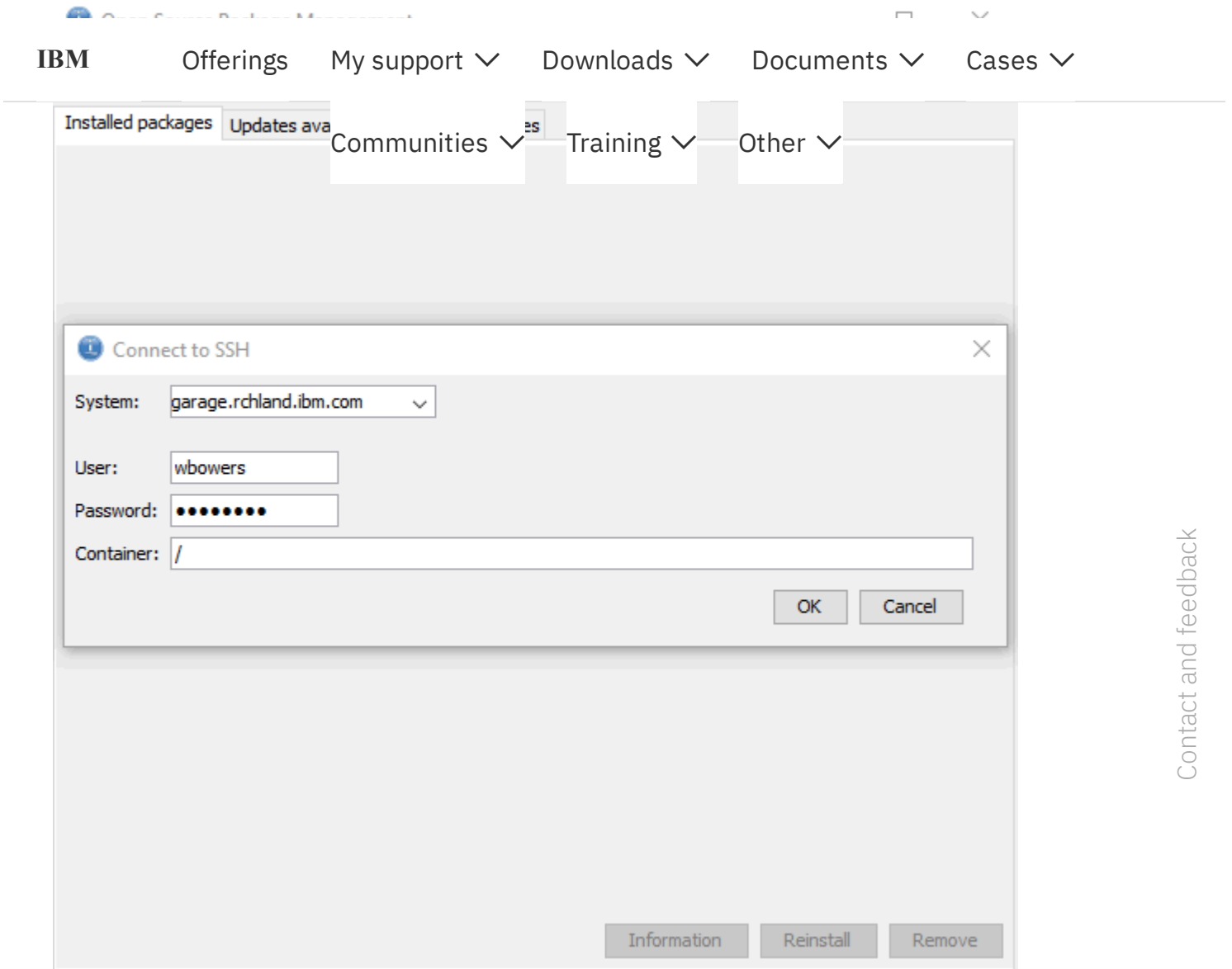
You are prompted to connect to an IBM i OS r7.2 or later system via an SSH (Secure Shell) interface.

Note: If your system is not already running the SSHD (Secure Shell Daemon) TCP/IP Server, start with this technote ("**SSHD**) on V6R1 Machines and Above" available here:

<http://www-01.ibm.com/support/docview.wss?uid=nas8N1012910>

Select your IBM i OS system and provide your IBM i OS credentials as shown.

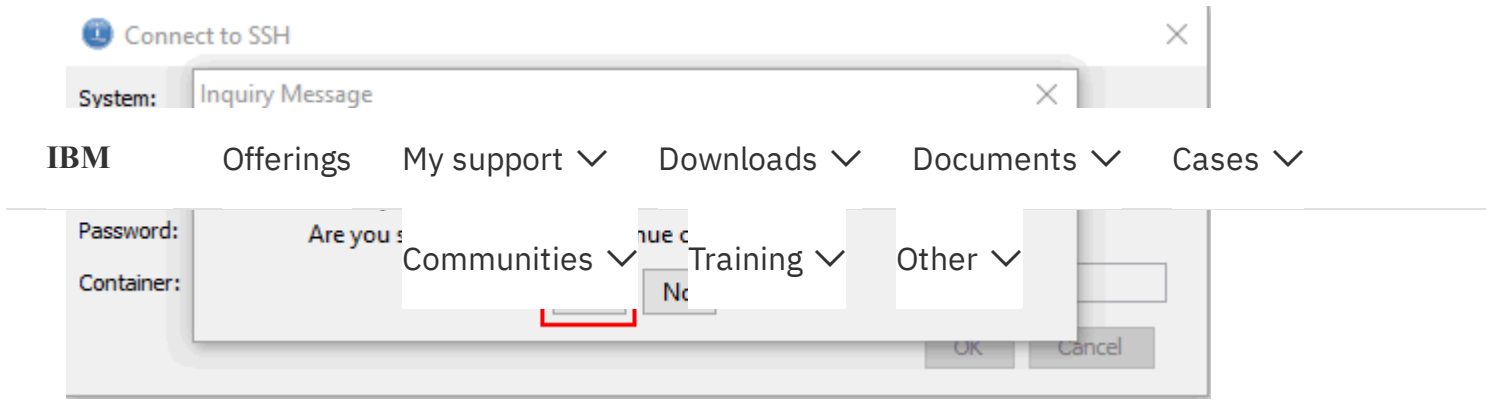
Contact and feedback



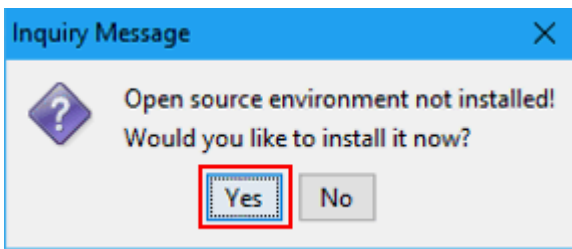
Note: If an error similar to "**MSGGEN003 - An Input/Output error occurred. (Auth fail)**" immediately after the submitted, see the following technote.

<https://supportcontent.ibm.com/support/pages/ibm-i-acs-open-source-package-management-auth-fail-error>

If you receive the following warning, select "**Yes**" to continue.



If the underlying Open Source Package Management YUM utility is not already installed, the following message is displayed when the environment is installed.



The list of currently installed Open Source packages is displayed.

Open Source Package Management

IBM Offerings My support ▾ Downloads ▾ Documents ▾ Cases ▾

Package	Version	Communities ▾	Training ▾	Other ▾
bash	4.4-0	installed		
coreutils-pase-dummy	7.1-0	installed		
db	4.8.30-0	installed		
file-magic	5.30-0	installed		
libbz2-1	1.0.6-5	installed		
libcurl4	7.58.0-0	installed		
libexpat1	2.2.0-0	installed		
libffi6	3.2.1-1	installed		
libgcc_s1	6.3.0-15	installed		
libglib-2_0-0	2.52.0-2	installed		
libiconv2	1.14-1	installed		
libint9	0.19.8-0	installed		
liblua5_3	5.3.4-1	installed		
liblzma5	5.2.3-0	installed		
libmagic1	5.30-0	installed		
libopenssl1_0_0	1.0.2o-1	installed		
libopenssl1_1	1.1.1-2	@ibm		
libpcre1	8.40-0	installed		
libpopt0	1.16-1	installed		
libreadline6	6.3-1	installed		
libsqlite3-0	3.19.3-0	installed		
libutil1	0.3-0	installed		
libxml2-2	2.9.4-2	installed		
libz1	1.2.11-1	installed		
nspr	4.13.1-3	installed		
nss	3.30-5	installed		
openssl	1.1.1-2	@ibm		

Done: 36 rows retrieved.

Information Reinstall Remove

Contact and feedback

A package can be selected and then Information can be viewed about the package. It can be Reinstalled or Removed.

The screenshot shows the 'Open Source Package Management' window. At the top, there are navigation tabs: 'File', 'View', 'Connection', and 'Utilities'. Below these are navigation links: 'IBM', 'Offerings', 'My support', 'Downloads', 'Documents', and 'Cases'. A search bar contains the text 'Communities', 'Training', and 'Other'. The main area is a table of packages:

Package	version	status
libglib-2_0-0	2.52.0-2	installed
libiconv2	1.14-1	installed
libint9	0.19.8-0	installed
liblua5_3	5.3.4-1	installed
libzma5	5.2.3-0	installed
libmagic1	5.30-0	installed
libopenssl1_0_0	1.0.2o-1	installed
libopenssl1_1	1.1.1-2	@ibm
libpcre1	8.40-0	installed
libpopt0	1.16-1	installed
libreadline6	6.3-1	installed
libsqlite3-0	3.19.3-0	installed
libutil1	0.3-0	installed
libxml2-2	2.9.4-2	installed
libz1	1.2.11-1	installed
nspr	4.13.1-3	installed
nss	3.30-5	installed
openssl	1.1.1-2	@ibm
pase-libs-dummy	7.1-0	installed
perl	5.24.1-0	installed
python2	2.7.14-0	installed
python2-pycurl	7.43.0-0	installed
python2-rpm	4.13.0.1-7	installed
python2-urlgrabber	3.10.2-0	installed
rpm	4.13.0.1-7	installed
yum	3.4.3-6	installed
yum-metadata-parser	1.1.4-0	installed

At the bottom of the table, it says 'Done: 36 rows retrieved.' Below the table are three buttons: 'Information', 'Reinstall', and 'Remove', which are highlighted with a red box.

Contact and feedback


To install a new package, go to the "Available packages" tab and select the package of interest and choose to "Install". The "Install" button can also be displayed.

The screenshot shows a window titled "Open Source Package Management" with a menu bar containing "File", "View", "Connection", and "Utilities". Below the menu bar is a navigation bar with "IBM", "Offerings", "My support", "Downloads", "Documents", and "Cases". A main content area displays a table of packages with columns for "Package", "version", and a third column. The package "findutils" is highlighted in blue. To the right of the table are three dropdown menus labeled "Communities", "Training", and "Other". At the bottom of the window, there is a status bar that says "Done: 145 rows retrieved." and two buttons, "Information" and "Install", which are highlighted with a red box.

Package	version	
autoconf	2.69-1	
automake	1.15-1	
bison	3.0.4-1	ibm
bzip2	1.0.6-10	ibm
bzip2-devel	1.0.6-10	ibm
cmake	3.7.2-1	ibm
coreutils-gnu	8.25-1	ibm
curl	7.58.0-0	ibm
curl-devel	7.58.0-0	ibm
diffutils	3.5-0	ibm
expat	2.2.0-0	ibm
expat-devel	2.2.0-0	ibm
file	5.30-0	ibm
file-devel	5.30-0	ibm
findutils	4.6.0-0	ibm
flex	2.6.3-1	ibm
flex-devel	2.6.3-1	ibm
freetype-devel	2.7-1	ibm
gawk	4.1.4-1	ibm
gcc-aix	6.3.0-16	ibm
gcc-cplusplus-aix	6.3.0-16	ibm
gcc-cpp-aix	6.3.0-16	ibm
gcc-gfortran-aix	6.3.0-16	ibm
gettext-examples	0.19.8-0	ibm
gettext-runtime	0.19.8-0	ibm
gettext-tools	0.19.8-0	ibm
git	2.10.4-0	ibm

Contact and feedback

A "Package Installation" screen is presented. This screen shows the packages to be installed. There might be more chosen if there are required dependencies. Type a "Y" to install the one or more packages listed.

 Package Installation

```
clear;exec /Q0penSys/pkgs/bin/yum install 'findutils'
```

IBM

Offerings

My support ▾

Downloads ▾

Documents ▾

Cases ▾

```
--> Package findutils.
```

```
--> Finished Dependency
```

```
Dependencies Resolved
```

Communities ▾

Training ▾

Other ▾

```
=====
```

Package	Arch	Version	Repository	Size
Installing: findutils	ppc64	4.6.0-0	ibm	1.8 M

```
=====
```

```
Transaction Summary
```

```
=====
```

Install	1 Package
---------	-----------

```
=====
```

```
Total download size: 1.8 M
```

```
Installed size: 7.9 M
```

```
Is this ok [y/N]: Y
```

Contact and feedback

The "Package Installation" screen displays progress and eventually a Complete message. This window can then be

Package Installation

```
clear;exec /QopenSys/pkgs/bin/yum install 'findutils'
```

IBM Offerings My support ▾ Downloads ▾ Documents ▾ Cases ▾

Communities ▾ Training ▾ Other ▾

```
--> Package findutils.  
--> Finished Dependency  
Dependencies Resolved
```

Package	Arch	Version	Repository	Size
Installing: findutils	ppc64	4.6.0-0	ibm	1.8 M

Transaction Summary

```
Install      1 Package
```

Total download size: 1.8 M
Installed size: 7.9 M
Is this ok [y/N]: Y
Downloading Packages:
findutils-4.6.0-0.ibm7.1.ppc64.rpm | 1.8 MB 00:01
Running Transaction Check
Running Transaction Test
Transaction Test Succeeded
Running Transaction
Installing : findutils-4.6.0-0.ppc64 1/1

Installed:
findutils.ppc64 0:4.6.0-0

Complete!

Contact and feedback

Packages that are installed that have an updated version available are listed under the Updates available tab. Selecting : install the "Upgrade", or get more "Information".



IBM Offerings My support ▾ Downloads ▾ Documents ▾ Cases ▾

Package	Version	
libbz2-1	1.0.6-10	Communities ▾ Training ▾ Other ▾
libgcc_s1	6.3.0-16	
libiconv2	1.14-2	ibm
libreadline6	6.3-2	ibm

Done: 4 rows retrieved.

Information Upgrade

Contact and feedback

Similar to the installation of a package, a "Package Upgrade" screen is shown and it must be confirmed with a "Y" :

upgrade progress and completion is displayed.

Package Upgrade

IBM Offerings My support ▾ Downloads ▾ Documents ▾ Cases ▾

```

--> Running transaction
--> Package libgcc_s1.p
--> Package libgcc_s1.p
--> Finished Dependency Resolution

Dependencies Resolved

=====
Package           Arch           Version           Repository         Size
=====
Updating:
libgcc_s1         ppc64         6.3.0-16         ibm                195 k

Transaction Summary
=====
Upgrade          1 Package

Total download size: 195 k
Is this ok [y/N]: Y
Downloading Packages:
libgcc_s1-6.3.0-16.ibm17.1.ppc64.rpm | 195 kB 00:00
Running Transaction Check
Running Transaction Test
Transaction Test Succeeded
Running Transaction
  Updating   : libgcc_s1-6.3.0-16.ppc64           1/2
  Cleanup   : libgcc_s1-6.3.0-15.ppc64          2/2

Updated:
  libgcc_s1.ppc64 0:6.3.0-16

Complete!

```

Contact and feedback

Related Information

[IBM i OS Open Source community website](#)

[5733-OPS Open Source software support statement](#)

Cross-reference information

Product	Component	Platform	Version	Edition
IBM i 7.2				

Product Component Platform Version Edition

IBM Offerings My support ▾ Downloads ▾ Documents ▾ Cases ▾

Communities ▾ Training ▾ Other ▾

Document Information

More support for:

IBM i

Component:

Access Client Solutions

Software version:

Version Independent, 7.3, 7.2

Operating system(s):

IBM i

Document number:

706903

Modified date:

05 January 2020

Contact and feedback